



RAPTOR: Routing Attacks on Privacy in Tor

Yixin Sun and Anne Edmundson, *Princeton University*; Laurent Vanbever, *ETH Zürich*;
Oscar Li, Jennifer Rexford, Mung Chiang, and Prateek Mittal, *Princeton University*

<https://www.usenix.org/conference/usenixsecurity15/technical-sessions/presentation/sun>

**This paper is included in the Proceedings of the
24th USENIX Security Symposium**

August 12–14, 2015 • Washington, D.C.

ISBN 978-1-931971-232

**Open access to the Proceedings of
the 24th USENIX Security Symposium
is sponsored by USENIX**

RAPTOR: Routing Attacks on Privacy in Tor

Yixin Sun
Princeton University

Anne Edmundson
Princeton University

Laurent Vanbever
ETH Zurich

Oscar Li
Princeton University

Jennifer Rexford
Princeton University

Mung Chiang
Princeton University

Prateek Mittal
Princeton University

Abstract

The Tor network is a widely used system for anonymous communication. However, Tor is known to be vulnerable to attackers who can observe traffic at both ends of the communication path. In this paper, we show that prior attacks are just the tip of the iceberg. We present a suite of new attacks, called Raptor, that can be launched by Autonomous Systems (ASes) to compromise user anonymity. First, AS-level adversaries can exploit the asymmetric nature of Internet routing to increase the chance of observing at least one direction of user traffic at both ends of the communication. Second, AS-level adversaries can exploit natural churn in Internet routing to lie on the BGP paths for more users over time. Third, strategic adversaries can manipulate Internet routing via BGP hijacks (to discover the users using specific Tor guard nodes) and interceptions (to perform traffic analysis). We demonstrate the feasibility of Raptor attacks by analyzing historical BGP data and Traceroute data as well as performing real-world attacks on the live Tor network, while ensuring that we do not harm real users. In addition, we outline the design of two monitoring frameworks to counter these attacks: BGP monitoring to detect control-plane attacks, and Traceroute monitoring to detect data-plane anomalies. Overall, our work motivates the design of anonymity systems that are aware of the dynamics of Internet routing.

1 Introduction

Anonymity systems aim to protect user identities from untrusted destinations and third parties on the Internet. Among all of them, the Tor network [25] is the most widely used. As of February 2015, the Tor network comprises of 7,000 relays or proxies which together carry terabytes of traffic every day [8]. Tor serves millions of users and is often publicized by political dissidents, whistle-blowers, law-enforcement, intelligence agencies,

journalists, businesses and ordinary citizens concerned about the privacy of their online communications [9].

Along with anonymity, Tor aims to provide low latency and, as such, does not obfuscate packet timings or sizes. Consequently, an adversary who is able to observe traffic on both segments of the Tor communication channel (*i.e.*, between the server and the Tor network, and between the Tor network and the client) can correlate packet sizes and packet timings to deanonymize Tor clients [45, 46].

There are essentially two ways for an adversary to gain visibility into Tor traffic, either by compromising (or owning enough) Tor relays or by manipulating the underlying network communications so as to put herself on the forwarding path for Tor traffic. Regarding network threats, large Autonomous Systems (ASes) such as Internet Service Providers (ISPs) can easily eavesdrop on a portion of all links, and observe any unencrypted information, packet headers, packet timing, and packet size. Recent declarations by Edward Snowden have confirmed that ASes poses a real threat. Among others, the NSA has a program called Marina which stores meta information about user communications for up to a year [15], while the GCHQ has a program called Tempora that stores meta-information for 30 days and buffers data for three days [36]. Also, and maybe more importantly, it has been shown that Tor was targeted by such adversaries in collusion with ASes [10, 12, 11].

In this paper, we present Raptor, a suite of novel traffic analysis attacks that deanonymize Tor users more effectively than previously thought possible. To do so, and unlike previous studies on AS-level adversaries [28, 26, 40], Raptor leverages the *dynamic aspects* of the Internet routing protocol, *i.e.* the Border Gateway Protocol (BGP).

Raptor attacks are composed of three individual attacks whose effects are compounded (§2). First, Raptor exploits the asymmetric nature of Internet routing: the BGP path from a sender to a receiver can be different

	Traffic Analysis	BGP Churn	BGP Hijack	BGP Interception
Symmetric	Known [45, 46]	<i>Novel</i> (§4)	<i>Novel</i> (§5)	<i>Novel</i> (§5)
Asymmetric	<i>Novel</i> (§3)			

Table 1: This paper describes Raptor, a suite of previously unknown attacks on the Tor Network

than the BGP path from the receiver to the sender. Internet routing asymmetry increases the chance of an AS-level adversary observing at least one direction of both communication endpoints, enabling a novel asymmetric traffic analysis attack. Second, Raptor exploits natural churn in Internet routing: BGP paths change over time due to link or router failures, setup of new Internet links or peering relationships, or changes in AS routing policies. Changes in BGP paths allow ASes to observe additional Tor traffic, enabling them to deanonymize an increasing number of Tor clients over time. Third, Raptor exploits the inherent insecurity of Internet routing: strategic adversaries can manipulate Internet routing via BGP hijack and BGP interception attacks against the Tor network. These attacks enable the adversary to observe user communications, and to deanonymize clients via traffic analysis.

Raptor attacks were briefly discussed in a preliminary and short workshop paper [48]. In this paper, we go further by measuring the importance of the attacks using real-world Internet control- and data-plane data. We also demonstrate the attacks feasibility by performing them on the live Tor network—*with success*. No real Tor users were harmed in our experiments (§7). Finally, we also describe efficient countermeasures to restore a good level of anonymity. To summarize, we make the following key contributions:

Asymmetric Traffic Analysis and BGP Churn: Using live experiments on the Tor network, we showed that Raptor’s asymmetric traffic analysis attacks can deanonymize a user with a 95% accuracy, without any false positives (§3). Using historical BGP and Traceroute data, we showed that by considering routing asymmetry and routing churn, the threat of AS-level attacks increases by 50% and 100%, respectively (§4).

BGP Hijacks and Interceptions: We analyzed known BGP hijacks and interception attacks on the Internet and show multiple instances where Tor relays were among the target prefixes (§5). As an illustration, the recent Bitcoin Hijack attack [1] in 2014, as well as Indosat Hijack attacks [3, 2] in 2014 and 2011 involved multiple Tor relays. To demonstrate the feasibility of such attacks for the purpose of deanonymizing Tor clients, we successfully performed an interception attack against a live Tor relay. Overall, we found that more than 90% of Tor relays are vulnerable to our attacks.

Countermeasures: We present a comprehensive taxonomy of countermeasures against Raptor attacks (§6). In particular, we outline the design of a monitoring framework for the Tor network that aims to detect suspicious AS-level path changes towards Tor prefixes using both BGP and Traceroute monitoring.

2 Raptor Attacks

To communicate with a destination, Tor clients establish layered circuits through three subsequent Tor relays. The three relays are referred to as: *entry* (or *guard*) for the first one, *middle* for the second one, and *exit* relay for the last one. To load balance its traffic, Tor clients select relays with a probability that is proportional to their network capacity. Encryption is used to ensure that each relay learns the identity of only the previous hop and the next hop in the communications, and no single relay can link the client to the destination server.

It is well known that if an attacker can observe the traffic from the destination server to the exit relay as well as from the entry relay to the client (or traffic from the client to the entry relay and from the exit relay to the destination server), then it can leverage correlation between packet timing and sizes to infer the network identities of clients and servers (end-to-end timing analysis). This timing analysis works even if the communication is encrypted.

In the rest of the section, we present the three Raptor attacks and how they contrast to conventional symmetric traffic analysis. We start by discussing how seeing just one direction of the traffic for each segment (between the sender and the guard, and between the last relay and the destination) is sufficient for the adversary (§2.1). We then explain how ASes can exploit natural BGP dynamics (§2.2), or even launch active attacks (§2.3), to compromise the anonymity of Tor users.

2.1 Asymmetric Traffic Analysis

We propose asymmetric traffic analysis, a novel form of end-to-end timing analysis that allows AS-level adversaries to compromise the anonymity of Tor users. Let us suppose that a Tor client is uploading a large file to a Web server. Conventional traffic analysis considers only one scenario where adversaries observe traffic from the

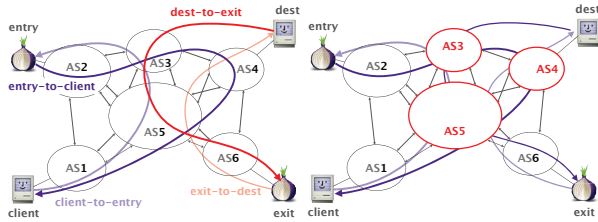


Figure 1: Asymmetric routing increases the power of AS-level adversaries. When considering forward traffic, i.e., client-to-entry and exit-to-destination flows, only AS5 can compromise anonymity. When considering both forward and backward traffic though, AS3, AS4 and AS5 can compromise anonymity. Our measurements confirm that asymmetric traffic analysis is feasible.

client to the entry relay, and from the exit relay to the Web server (same direction as the flow of traffic)¹.

However, Internet paths are often asymmetric: the path from the exit relay to the Web server may be different than the path from the Web server to the exit relay. Thus it is possible that an adversary may not be able to observe the data traffic on the path from the exit relay to the server, but it observes the TCP acknowledgment traffic on the path from the server to the exit relay.

We introduce an asymmetric traffic analysis attack that allows an adversary to deanonymize users as long as the adversary is able to observe *any direction of the traffic*, at both ends of the communication. Note that we can view the conventional end-to-end timing analysis as a special case of our attack, in which the adversary is able to observe traffic at both ends of the anonymous path, and in the same direction as the flow of traffic. Routing asymmetry increases the number of ASes who can observe at least one direction of traffic at both communication endpoints. We illustrate this scenario in Figure 1.

More concretely, our attack is applicable to four scenarios where an adversary observes (a) data traffic from the client to entry relay, and data traffic from exit relay to the server, or (b) data traffic from the client to entry relay, and TCP acknowledgment traffic from the server to exit relay, or (c) TCP acknowledgment traffic from guard relay to the client, and data traffic from exit relay to the server, or (d) TCP acknowledgment traffic from guard relay to the client, and TCP acknowledgment traffic from the server to the exit relay.

A key hurdle in asymmetric traffic correlation is that TCP acknowledgments are cumulative, and there is not a one-to-one correspondence between data packets and

¹If the traffic is flowing from the server to the client, then end-to-end timing analysis considers a scenario where the adversary observes traffic from the Web server to the exit relay and from the entry relay to the client.

the TCP acknowledgment packets. We overcome this hurdle by observing that Tor (and other anonymity systems) use SSL/TLS for encryption, which leaves the TCP header unencrypted. Our attack inspects TCP headers in the observed traffic to retrieve the TCP sequence number field and TCP acknowledgment number field, and analyzes the correlation between these fields of both ends over time. Our experimental results in Section 3 show the feasibility of asymmetric traffic analysis, with a detection accuracy of 95%. Furthermore, asymmetric traffic analysis can be combined with other Raptor attacks, such as exploiting natural churn and BGP interception attack, which we discuss next.

2.2 Natural Churn

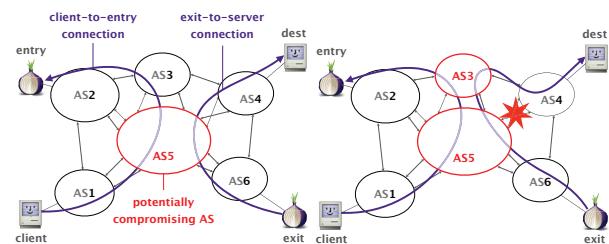


Figure 2: BGP churn increases the number of ASes that can deanonymize Tor traffic. Initially, only AS5 can deanonymize the client, seeing both direction of the traffic (left). After the failure of link (AS4, AS5), both AS5 and AS3 can deanonymize Tor traffic (right).

When users communicate with recipients over multiple time instances, then there is a potential for compromise of anonymity at every communication instance [49, 42]. Thus anonymity can degrade over time. Tor considers this threat from the perspective of adversarial relays (but not adversarial ASes). Tor clients use a fixed entry relay (guard relay) for a period of time (Dingledine et al. recommend 9 months [24]) to mitigate this threat with respect to adversarial relays. We note that the threat of AS-level adversaries still persists, because even though the entry relay is fixed, the set of ASes on the path between the client and the guard relay may change over time. Next, we discuss such attacks that rely on natural churn in BGP paths.

The underlying Internet paths between a client and guard relay vary over time due to changes in the physical topology (e.g., failures, recoveries, and the rollout of new routers and links) and AS-level routing policies (e.g., traffic engineering and new business relationships). These changes give a malicious AS surveillance power that increases over time. For example, AS 3 in Figure 2 does not lie on the original path from the exit to the des-

termination, but a BGP routing change can put AS 3 on the path, allowing it to perform traffic analysis.

In Section 4, we show that the surveillance capability of an AS-level adversary can increase up to 50% when considering BGP churn over a period of one month.

2.3 BGP Hijack

So far, we discussed Raptor attacks that were *passive*. Strategic AS-level adversaries are also capable of launching *active* attacks, that deviate from honest routing behavior. Internet routing is vulnerable to attacks which enable an AS to manipulate inter-domain routing by advertising incorrect BGP control messages. While these attacks are well known in the networking community, we are the first to apply these attacks to anonymity systems such as Tor.

AS-level adversaries can hijack an IP prefix [51] by advertising the prefix as its own. The attack causes a fraction of Internet traffic destined to the prefix to be captured by the adversary. Tor relay nodes can observe a large amount of client traffic. For example, a Tor guard relay observes information about client IP addresses. Thus, the IP prefixes corresponding to Tor guard relays presents an attractive target for BGP hijack.

As a concrete attack example, we consider a scenario where an AS-level adversary aims to deanonymize the user associated with a connection to a sensitive Web server (say a whistleblowing website). The adversary can first use existing attacks on the Tor network to uncover the identity of the client's guard relay [39, 37, 31, 42]. Next, the adversary can launch a BGP hijack attack against the Tor relay. This allows the adversary to see traffic destined to the guard relay. BGP hijack thus enables an adversary to learn the set of all client IP addresses (anonymity set) associated with a guard relay (and the target connection to the sensitive Web server).

We note that in a prefix-hijack attack, the captured traffic is blackholed, and the client's connection to the guard is eventually dropped. Thus, it may not be possible to perform fine-grained traffic analysis to infer the true client identity from this anonymity set. However, the identification of a reduced anonymity set (as opposed to the entire set of Tor users) is already a significant amount of information leakage, and can be combined with other contextual information to break user anonymity [18]. In Section 5, we uncover several real-world BGP hijack attacks in which Tor relays were among the target prefixes.

2.4 BGP Interception

Our BGP hijack attack discussed above allows adversaries to capture traffic destined towards a target Tor prefix, but the captured traffic is blackholed, resulting

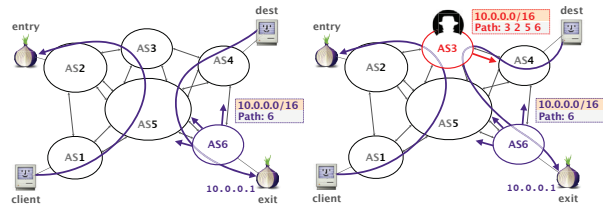


Figure 3: BGP interception attack enables ASes to selectively put themselves on some path. Here, AS3 only sees traffic between the client and the entry relay (left). By intercepting the prefix containing the exit relay (right), AS3 also sees traffic towards the exit relay, enabling it to deanonymize the Tor communication.

in the connecting being dropped. Next, we discuss a more sophisticated routing attack called BGP interception attack [16], that allows adversaries to perform exact deanonymization of Tor users.

A prefix interception attack allows the malicious AS to become an intermediate AS in the path towards the guard relay, *i.e.*, after interception, the traffic is routed back to the actual guard relay. Such an interception attack allows the connection to be kept alive, enabling the malicious AS to exactly deanonymize the client via asymmetric traffic analysis.

Similar to the previous discussion, let us consider an adversary trying to deanonymize the user connecting to a sensitive website (the adversary already sees the traffic towards the website). The adversary can first uncover the identity of the guard relay using existing attacks [39] (as before), and then launch a prefix interception attack against the guard relay. Since the adversary routes the traffic back to the guard relay, the client's connection is kept alive, allowing the adversary to launch asymmetric traffic correlation attacks. Note that in contrast to BGP hijack attacks, BGP interception attacks can perform exact deanonymization of Tor clients.

These attacks enable malicious ASes to deanonymize user identity corresponding to a monitored target connection. Similarly, ASes that already see the client's traffic to its guard can position themselves to observe the traffic between the server and the exit relay by launching interception attacks against exit relays. Figure 3 illustrates this attack scenario.

Finally, we note that a remote adversary can launch interception attacks against both guard relays and exit relays simultaneously, to perform general surveillance of the Tor network. In Section 5, we demonstrate a real-world BGP interception attack against a live Tor relay by collaborating with autonomous system operators.

3 Asymmetric Traffic Analysis

In this section, we experimentally show that asymmetric traffic analysis attacks are feasible. We use the live Tor network for our experiments. To protect the safety of real Tor users, we generate our own traffic through the Tor network. Our goal is to investigate the accuracy of asymmetric traffic analysis in deanonymizing our generated traffic.

Experimental Setup: In order to generate our own traffic through the live Tor network, we use PlanetLab nodes as clients and Web servers. PlanetLab is an open platform for networking research, that provides access to hundreds of geographically distributed machines. We randomly pick 100 machines on PlanetLab, located across United States, Europe, and Asia. We installed Tor clients on 50 of those machines, and used the Privoxy tool (www.privoxy.org) to configure wget requests to tunnel over Tor. The remaining 50 machines were setup to be Web servers, each containing a 100MB image file.

We use the default Tor configuration on the 50 client machines. We launch wget requests on the 50 clients at the same time, each requesting a 100MB image file from one of the 50 web servers, respectively. We use tcpdump to capture data for 300 seconds at the clients and the servers during this process.

Asymmetric correlation analysis: In each packet trace, we first extract the TCP sequence number and TCP acknowledgment number fields in the TCP header. Using the TCP sequence and acknowledgment numbers, we next compute the number of transmitted data bytes per unit time. For each pair of observed traces, we compute the correlation between the vector of transmitted data bytes over time. For our analysis, we use the Spearman’s rank correlation coefficient (other correlation metrics could also be applicable). For each client, our asymmetric traffic analysis attack selects the server trace with the highest correlation as the best match.

Results: Figure 4 illustrates our asymmetric analysis computed between a client server pair that is communicating. We can see high correlation in all four observation scenarios discussed in Section 2. Figure 5 illustrates our asymmetric analysis computed between a client server pair that is not communicating with each other. We can see that incorrectly matched pairs have poor correlation in all four observation scenarios. Figure 6 illustrates the detection accuracy rate grows as the duration of attack increases, especially in the first 30 seconds.

We computed the detection accuracy of our asymmetric traffic analysis attacks in all four scenarios after 300 seconds (by selecting the highest correlated pair), and obtained an average accuracy of 95% (Table 2). The error matches are all false negatives, for which the client



Figure 4: Asymmetric traffic analysis shows high correlation between a matched client/server pair

has insignificant correlation coefficients with all servers, so it fails to be matched to any servers. We did not observe any false positives in our results.

	Client ACK/ Server ACK	Client ACK/ Server Data	Client Data/ Server ACK	Client Data/ Server Data
Overall	96%	94%	96%	94%
False negative	4%	6%	4%	6%
False positive	0%	0%	0%	0%

Table 2: Asymmetric traffic analysis accuracy rate

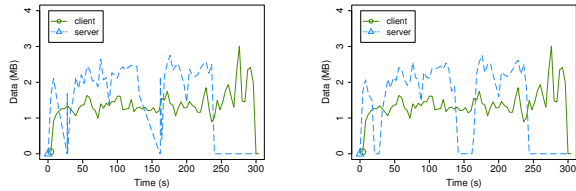
In addition to the actual observed error rate above, we also performed a statistical tests to compute the 95% confidence interval on our error rate, given our sample size of 50 client machines and 50 server machines. Table 3 illustrates the confidence intervals on our error rates.

	Client ACK/ Server ACK	Client ACK/ Server Data	Client Data/ Server ACK	Client Data/ Server Data
False negative	0.48% – 13.71%	1.25% – 16.54%	0.48% – 13.71%	1.25% – 16.54%
False positive	0% – 0.15%	0% – 0.15%	0% – 0.15%	0% – 0.15%

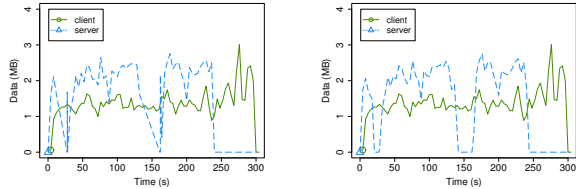
Table 3: Asymmetric traffic analysis error rate confidence interval

4 Natural Churn

In this section, we study and evaluate how routing dynamics, or churn, increase the power of AS-level adversaries in anonymity systems such as Tor. We start with an exhaustive control-plane analysis using collected BGP



(a) Client: ACK, Server: ACK (b) Client: ACK, Server: Data



(c) Client: Data, Server: ACK (d) Client: Data, Server: Data

Figure 5: Asymmetric traffic analysis shows low correlation between an unmatched client/server pair

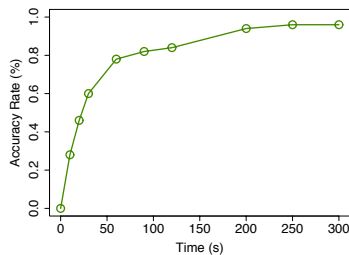


Figure 6: The accuracy of the attack quickly increases with time, reaching 80% within a minute, 95% after five minutes.

data (§4.1). Our results show that churn can increase the amount of compromised Tor circuits by up to 50% over a period of one month. We then confirmed our results by performing targeted data-plane measurements on the Tor network (§4.2). Again, churn significantly increased the percentage of vulnerable Tor circuits, nearly tripling it.

4.1 Control-plane Evaluation

We quantified the impact of churn by measuring how it increased the probability of a single AS (say AS X) to end up simultaneously on the path between a client and a guard relay and on the path between a destination and an exit relay. When this happens, we considered AS X as (potentially) compromising for the pair (client, destination) using the corresponding Tor circuit. Observe that our analysis leverages asymmetric traffic analysis (§3) as it only requires X to be on-path for two publicly-known prefixes, covering the guard and the exit relay.

Datasets We collected 612+ million BGP updates per-

taining to 550,000 IP prefixes collected by six RIPE-maintained BGP Looking Glass (*rrc00*, *rrc01*, *rrc03*, *rrc04*, *rrc11*, *rrc14*) [6] in January 2015 over 250+ BGP sessions. We processed the dataset to remove any artifacts caused by session resets [20]. In parallel, we also collected Tor-related data (IP address, flags and bandwidth) of about 6755 Tor relays active during the same period of time [4]. Among all Tor relays, 1459 (resp. 1182) of them were listed as guards (resp. exits) and 338 relays were listed as both guard and exit.

We considered each BGP session as a proxy for Tor clients and destinations. Note that analysis implicitly accounts for *any* Internet host reachable directly or indirectly through these BGP sessions. Our dataset contains sessions belonging to major Internet transit providers such as Level-3, ATT, NTT, etc. that provide transit to millions of hosts.

Static baseline. We computed a static baseline by considering the amount of compromising ASes at the beginning of our dataset, *without considering any updates*. On each BGP session s_i , we computed and maintained the routing table used to forward Tor traffic by considering all the BGP announcements and withdrawals received over s_i . More precisely, we kept track of the most-specific routing table entry that was used to forward traffic to any Tor guard or exit relays. We refer to those as *Tor prefixes*. In this context, a routing table entry for a relay r is a five-tuple (t_i, t_f, p, e, L) composed of: *i*) the initial time t_i at which the entry started to be used by the router for forwarding traffic to r ; *ii*) the final time t_f at which the entry stopped to be used by the router; *iii*) the corresponding IP prefix p ; *iv*) a boolean e denoting whether the r is an entry or an exit relay; and *v*) the list of all the ASes L that will see the traffic en-route to reach r (*i.e.*, the AS-PATH).

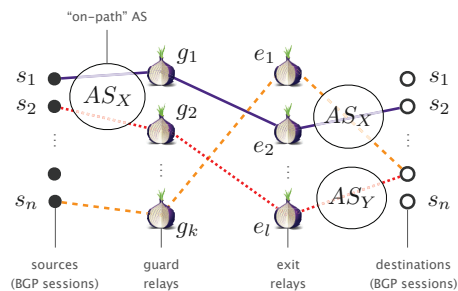


Figure 7: Control-plane evaluation setup

Using the routing-table data, we accounted, for each AS X , the number of pairs $((s_i, g_i), (s_j, e_j))$ for which it appeared simultaneously in the AS-PATH. Here, s_i (resp. s_j) refers to a client (resp. destination) session, while g_i (resp. e_j) refers to a Tor guard (resp. exit) relay. To ensure meaningful results, we only considered cases in

which s_i and s_j are in different ASes to ensure enough diversity in the paths seen. As illustration, in Fig. 7, AS_X is a compromising AS for the pair $((s_1, g_1), (s_2, e_2))$, meaning it can deanonymize any clients connected beyond s_1 and exchanging data with a destination connected beyond s_2 which uses g_1 (resp. e_2) as a guard (resp. exit) relay.

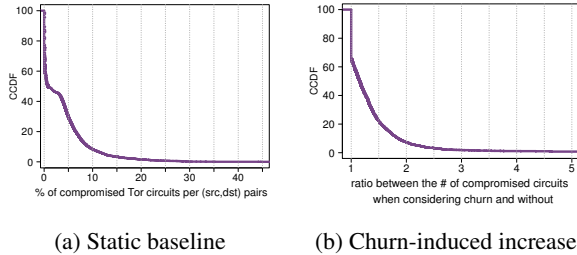


Figure 8: Without considering churn, more than 5% of all the possible Tor circuits are compromised by at least one AS in 20% of the cases (left). The amount of compromised circuits increase for the majority of the (src, dest) pairs (60%) when considering churn, by up to 50% in 20% of the cases (right).

Fig. 8a depicts the percentage of compromised Tor circuits for each source and destination as a Complementary Cumulative Distribution Function (CCDF). A point (x, y) on the curve means that $x\%$ of all Tor circuits, *i.e.* (guard, exit) pairs, are compromised for at least $y\%$ of all the (src, dst) pairs. We see that, for 50% of all the (src, dst) pairs, at least 0.75% of the Tor circuits are compromised by at least one AS. This number grows to 6% and 13% of the Tor circuits considering the 75th- and 95th-percentile, respectively.

Measuring the effect of churn. We computed the number of extra Tor circuits that got compromised by at least one AS over one month. To be fair, we only considered a Tor circuit as compromised if it crossed the same AS for at least 30 seconds as it is unlikely that a time-correlation attack can be performed in shorter timescale. Fig. 8b plots the ratio between the amount of compromised Tor circuits for each (src, dst) pair at the end of the month with respect to the static baseline amount. We see that churn significantly increases the probability of compromise. Indeed, the amount of compromised circuits increase for 60% of the (src, dst). The increase reaches 50% (ratio of 1.5) in 20% of the cases.

In addition to increasing the number of compromised Tor circuits, churn also increases the number of compromisable (src, dst) pairs. Indeed, while 5593 (src, dst) pairs could be compromised without updates, that number increased to 5754 pairs when considering updates (an augmentation of nearly 3%).

Few powerful ASes see some traffic for a large ma-

Name	ASN	Tor circuits (%) seen	Country
NTT	2914	91	US
IIJ	2497	91	Japan
BroadbandONE	19151	91	US
Inet7	13030	91	CH
Level3	3356	88	US
Tinet	3257	86	DE
Cogent	174	63	US
Level3/GBLX	3549	58	US
TATA AMERICA	6453	53	US
TeliaSonera	1299	50	SWE

Table 4: A few well-established ASes simultaneously see some traffic for up to 90% of all (entry, exit) relays pairs.

majority of the Tor circuits. Due to their central position in the Internet, a few ASes naturally tend to see a lot of Tor traffic crossing them. To account for this effect, we compute how many Tor circuits crossed each AS from at least one (src, dst) pair. The top 10 ASes in terms of compromised circuits are listed in Table 4. Large networks such as NTT or Level3 are able to see Tor traffic for up to 90% of Tor circuits.

4.2 Data-plane Evaluation

Next, we aim to quantify the impact of churn using data-plane information collected via traceroute.

Datasets We ran traceroute between 70 RIPE Atlas probes [5] to measure the actual forwarding path taken by packets entering and exiting the Tor network. We selected one probe in 70 different ASes, split in the following four sets:

- S_1 : 10 ASes that contain the most Tor clients [35];
- S_2 : 25 ASes that cumulatively contained $\sim 50\%$ of all guard relay bandwidth;
- S_3 : 25 ASes that cumulatively contained $\sim 50\%$ of all exit relay bandwidth;
- S_4 : 10 ASes that contain the most Tor destinations [35].

We then ran daily traceroutes over a 3 weeks period between all probes in S_1 towards all probes in S_2 (and vice-versa), measuring the forwarding paths P_1 between Tor clients and guard relays, and the paths P_2 between guard relays and Tor clients. Similarly, we measured the forwarding paths P_3 between exit relays and Tor destinations, and the paths P_4 between Tor destinations and exit relays. Overall, we measured $10 \times 25 \times 25 \times 10 = 62500$ possible Tor circuits.

Churn nearly tripled the amount of vulnerable Tor circuits. If we use conventional methodology and only look for common ASes between P_1 and P_3 , we found 12.8% of Tor circuits to be vulnerable on the first day of the experiment (red line in Fig. 9). In comparison,

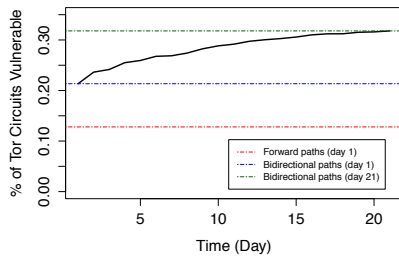


Figure 9: Percentage of Tor circuits vulnerable to an AS level adversary

if we also consider asymmetric paths (*i.e.*, also look for common ASes between P_1 and P_4 , P_2 and P_3 , and P_2 and P_4), the percentage of vulnerable Tor circuits nearly doubled to 21.3% on the first day (blue line in Fig. 9), and nearly tripled to 31.8% at the end of the three week period (green line in Fig. 9).

5 BGP Attacks: Hijack and Interception

In this section, we study and evaluate the feasibility of BGP hijack and interception attacks on the Tor network. First, we show that Tor relays tend to be concentrated within few ASes and IP prefixes—making those highly attractive targets for hijack and interception attacks (§5.1). Second, we show that, in several real-world BGP hijack attacks, Tor relays were among the target prefixes (§5.2). Third, we perform a real-world BGP interception attack against a live Tor guard relay, *with success*, to demonstrate the ability to accurately deanonymize Tor clients (§5.3).

5.1 Tor relays concentration

The amount of Tor traffic attracted by a hijack or an interception attack depends on the number of relays that lie within the corresponding prefix. As such, prefixes and ASes that host many relays of high bandwidth are an interesting targets for attackers. To evaluate how vulnerable the Tor network was to hijack and interceptions attacks, we computed the number of relays present in each AS and in each BGP prefix. Surprisingly, close to 30% of all relays are hosted in only 6 ASes and 70 prefixes. Together, these relays represent almost 40% of the bandwidth in the entire Tor network (see Table 5). As such, these few prefixes constitute *extremely* attractive targets.

	% relays	% bw	# pfx	Name	ASN
	10.5	23	11.80	OVH	16276
	6.30	13	6.68	Hetzner	24940
	4.78	7	10.52	Online.net	12876
	3.04	4	2.58	Wedos	197019
	2.04	14	4.27	Leaseweb	16265
	1.69	9	3.86	PlusServer	8972
Total	28.35	70	39.71		

Table 5: 6 ASes and 70 prefixes host ~30% of all Tor guard and exit relays as well as ~40% of the entire Tor network bandwidth. As such, these constitute extremely attractive targets for hijacks and interceptions attacks.

5.2 Known Prefix Hijacking Attacks

While there have been numerous well-documented BGP prefix hijacks and interceptions, it was unknown whether Tor traffic was intercepted or not. To this extent, we studied occurrences of well-known prefix hijacks and looked for leaked prefixes covering at least a Tor relay. To do so, we gathered BGP updates from Routeviews [7] around the time of each attack and filtered out the ones unrelated to Tor prefixes. Overall, we found that three well-known hijacks affected Tor relays: two separate incidents involving one of Indonesia’s largest telecommunication networks, Indosat, as well as one malicious hijack attack whose goal was to steal Bitcoins.

Event	# hijacked relays	# hijacked guards	# hijacked exits
Indosat 2011	5 (0.24%)	1 (0.15%)	4 (0.44%)
Indosat 2014	44 (0.80%)	38 (1.80%)	17 (1.65%)

Table 6: Summary statistics for known Indosat prefix hijacking events.

Indosat 2011. On January 14th, 2011, Indosat (AS4761) originated 2,800 new prefixes, which covered 824 different ASes [2]. 7 of these prefixes affected the Tor network by covering 5 of the Tor relays. As discussed in Section 2, Indosat *could* potentially have learned information about the client IP addresses associated with each of the guard relays (reduced anonymity set).

Indosat 2014. On April 3, 2014, Indosat originated 417,038 new prefixes; it usually originates 300 prefixes [3]. This compromised 44 Tor relays, 38 of which were guard relays and 17 of which were exit relays (11 hijacked relays were both guards and exits). Table 6 shows the summary statistics of both Indosat hijacking incidents.

Canadian Bitcoin 2014. From February 2014 to May 2014, an attacker compromised 51 networks at

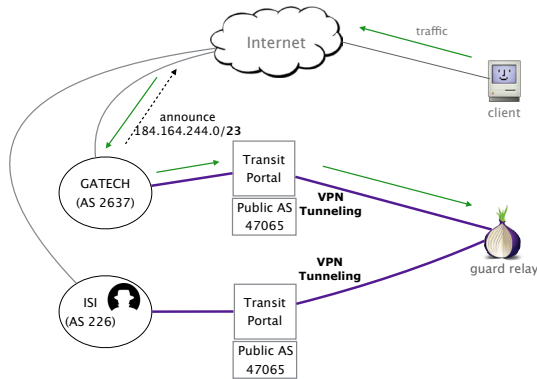


Figure 10: Transit Portal setup

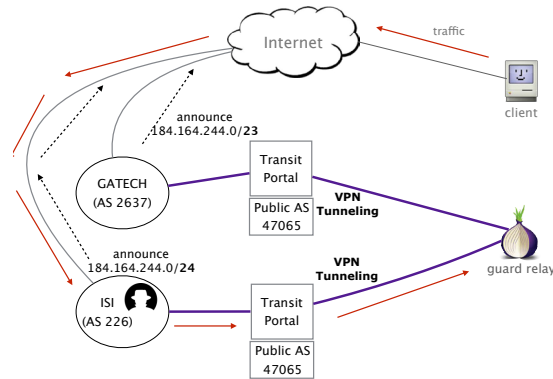


Figure 11: ISI performing interception attack

19 different ISPs, and resulted in the theft of approximately \$83,000 in Bitcoin [1]. We found that 198.245.63.0/24 and 162.243.142.0/24 were hijacked, and contained a Tor relay, 198.245.63.228. AS16276 (OVH) owns 198.245.63.0/24, but this prefix was hijacked by AS21548 (MTO Telecom). The Tor relay that consequently was hijacked, 198.245.63.228, was a guard relay located in Montreal, Quebec.

While we do not make any claims about the intent of the above hijacking ASes, our analysis shows the existential threat of real-world routing attacks on the Tor network. Furthermore, the fact that the Tor and the research community missed noticing the presence of Tor relays among the hijacked prefixes is surprising.

5.3 BGP Prefix Interception Attack Experiment

Methodology and setup. We now demonstrate the feasibility of the interception attack by performing one, with success, on the live Tor network. For that, we set up a machine to run as a Tor guard relay and made it reachable to the Internet by announcing a /23 prefix in BGP using Transit Portal (TP) [43]. TP enables virtual ASes to establish full BGP connectivity with the rest of the Internet by proxying their announcements via dozens of worldwide deployments. Next, we configure the 50 Tor clients in PlanetLab to use our Tor guard relay as the entry relay to reach 50 web servers, also hosted in PlanetLab.

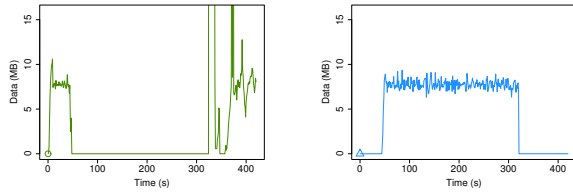
In order to perform the BGP prefix interception attack, we used two TP deployments (GATECH and ISI), located in different ASes. GATECH TP served the purpose of the “good” AS through which Tor traffic is normally routed, while ISI TP served as the “malicious” AS which performed the interception attack. We connected the two TPs to our Tor relay machine via VPN tunnels. First, in order for our Tor guard relay (running on 184.164.244.1) to be reachable, we advertised

184.164.244.0/23 (run by us in its entirety for the duration of our research) via the GATECH TP, so that traffic destined for IP addresses within that range will be routed, first to the GATECH TP, and then sent to our machine via the corresponding tunnel. We illustrate our setup in Fig. 10.

Next, We advertise BGP prefix 184.164.244.0/24 via the ISI TP, which constitutes a more-specific prefix attack against the original announcement by the GATECH TP. Thus, after the new BGP prefix announcement gets propagated through the internet, Tor client traffic that is destined for our guard will be sent to ISI instead. Since we configured the ISI TP to forward traffic to our guard machine, the Tor relay can still receive the traffic and keep the Tor connection alive after the attack. We illustrate the interception attack model in Fig. 11.

Our setup constitutes a BGP interception attack. Initially, traffic is routed via GATECH and arrives at our Tor relay machine via GATECH tunnel. After the attack happens, traffic drains from GATECH tunnel and gets routed via ISI, and thus comes to our Tor relay machine via ISI tunnel instead. Since the traffic still arrives at the relay machine, it is an interception attack and the connection does not get interrupted. We use `tcpdump` on our relay machine, listening to ISI tunnel, to capture client TCP acknowledgment traffic coming from that tunnel, which is exactly the data that an adversary would get from launching such an interception attack.

In the experiment, we first launch simultaneous HTTP requests using `wget` at the 50 Tor clients for the 100MB file at the 50 web servers. Then, 20 seconds after launching the `wget` requests, we start announcing the more-specific prefix via ISI. We use `tcpdump` listening to ISI tunnel to capture TCP acknowledgment traffic sent from the Tor clients during the interception attack. We also use `tcpdump` to capture traffic at the web servers during the whole process. Finally, 300 seconds after launching the



(a) Traffic Flow via GATECH (b) Traffic Flow via ISI

Figure 12: Traffic Flow During the Experiment

attack, we send a withdrawal message via the ISI TP, so the traffic will be routed via GATECH again as normal. **Our interception attack successfully deanonymized Tor sources with a 90% accuracy rate.** In Fig. 12, we plot the Tor traffic flow captured on our relay machine from both GATECH tunnel and ISI tunnel. We can see that all traffic is routed via GATECH at the beginning. At $t = 20s$, ISI starts advertising a more specific /24 prefix, which takes approximately 35 seconds for it to be propagated through the internet and drain the traffic from GATECH. At $t = 55s$, traffic starts showing up via ISI, and GATECH does not receive traffic any more. Then, at $t = 300s$, ISI withdraws the IP prefix announcement, which takes approximately 22 seconds for the traffic to appear back on GATECH again. During this interception process, the connection stays alive.

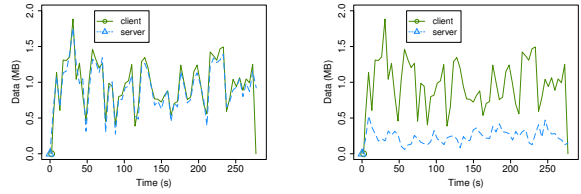
The captured data from ISI tunnel is client TCP acknowledgment traffic. Thus, we will employ our Asymmetric Traffic Analysis approach, described in Section 3, with sample size of 50 client machines and 50 server machines to do the correlation analysis to deanonymize users' identity. We achieve 90% accuracy rate (see Table 7).

	Accuracy Rate	False Negative	False Positive
Client ACK/Server ACK	90%	8%	2%

Table 7: Asymmetric Traffic Analysis accuracy rate

Fig. 13 shows an example of a client with its correlated server and an uncorrelated server, respectively. Note that the time shown on the graph has been adjusted according to the time that traffic starts showing via ISI.

The detection accuracy rate in the interception attack case decreases from the average 95% in static asymmetric traffic analysis to 90%. One main reason is that we configure all 50 Tor clients to connect to the same Tor guard relay, which leads to significantly higher probability that many of them will share the same Tor exit relay (especially those clients which are in the same AS) as well, and as a result, their bandwidths are highly likely to be similar. And also, all the clients start requesting



(a) Client & Correlated Server (b) Client & Uncorrelated Server

Figure 13: Client ACK versus Server ACK analysis

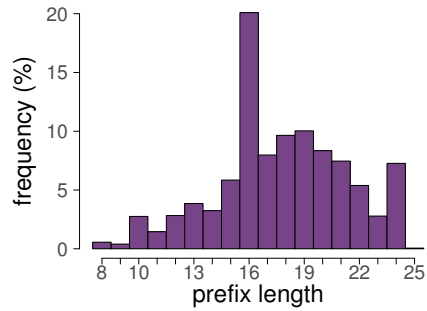


Figure 14: >90% of BGP prefixes hosting relays are shorter than /24, making them vulnerable to our attack.

files from the web servers at the same time, so the bandwidth they could achieve will be limited by the guard and the exit relay, which leads to similar bandwidths due to the guard/exit bottleneck. However, this scenario is an extreme and very unlikely case in real Tor connections. With fewer clients connecting to the same Tor guard relay at the same time, the accuracy of the asymmetric traffic analysis should be higher.

The vast majority of Tor relays are vulnerable to our attacks. Technically, only prefixes shorter than /24 can be hijacked globally with a more-specific prefix attack as longer prefixes tend to be filtered by default by many ISPs. To make sure of the feasibility of our attack, we computed the prefix length distribution of Tor prefixes (see Fig. 14). We can see that *more than 90%* of BGP prefixes hosting relays have prefix length shorter than /24, making them directly vulnerable to a more-specific prefix attack such as ours.

6 Countermeasures Sketch

In this section, we first describe a taxonomy of countermeasures against Raptor attacks. Second, we describe a general approach for AS-aware anonymous communication in which Tor clients are aware of the dynamics of Internet routing. Finally, we describe exploratory approaches for detecting and preventing BGP hijack and interception attacks against Tor.

6.1 Countermeasure Taxonomy

There are two main categories of countermeasures: (a) approaches that reduce the chance of an AS-level adversary observing both ends of the anonymous communication, and (b) approaches that aim to mitigate correlation attacks even when an adversary observes both ends of the anonymous communication. Figure 15 illustrates the design space of potential countermeasures against Raptor attacks. In this work, we advocate the former line of defense – namely, to monitor both routing control-plane and data-plane, and to strategically select Tor relays that minimize the chance of compromise (§6.2). We also advocate defenses that aim to detect and prevent routing attacks (§6.3). We do not focus on the class of approaches that aim to mitigate correlation analysis by obfuscating packet sizes and timings, as they are generally considered too costly to deploy (Appendix A).

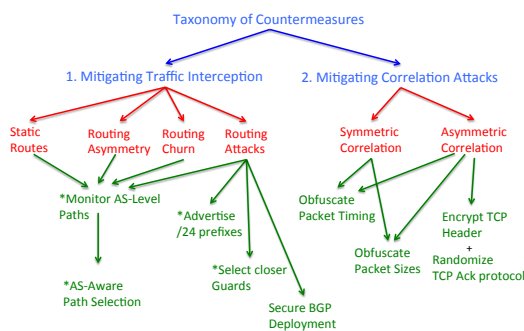


Figure 15: Taxonomy of Countermeasures

6.2 AS-Aware Path Selection

To minimize opportunities for AS-level traffic analysis, the Tor network can monitor the path dynamics between the clients and the guard relays, and between the exit relays and the destinations. Information about path dynamics can be obtained using data-plane (*e.g.*, traceroute) or control-plane (*e.g.*, BGP feed) tools. For instance, each relay could publish the list of any ASes it used to reach each destination prefix in the last month. This information can be distributed to all Tor clients as part of the Tor network consensus data. Tor clients can use this data in relay selection, perhaps in combination with their own traceroute measurements of the forward path to each guard relay. For example, Tor clients should select relays such that the same AS does not appear in both the first and the last segments, after *taking path dynamics into account*.

6.3 Mitigating Routing Attacks in Tor

Next, we consider two approaches for mitigating Raptor’s routing attacks: detection and prevention.

6.3.1 Monitoring Framework for Detection Routing Attacks

We propose that the Tor network monitor the routing control-plane and data-plane for robust detection of routing attacks. Detecting routing attacks serves two purposes: (1) First, this serves to raise awareness about the problem and hold attackers accountable. (2) Second, Tor directory authorities can notify clients. Such notifications allow the end-user to respond by either suspending its use of Tor (since most hijacks and interceptions are short lived), or choose another Tor relay. Next, we discuss two proof-of-concept monitoring frameworks, based on BGP data and traceroute data respectively.

BGP Monitoring Framework. Our BGP monitoring framework gathers BGP data from the Routeviews project. The framework filters BGP updates to consider data about prefixes that involve a Tor relay. Building upon prior work in routing attack detection [16], we implement the following heuristics. (1) *Frequency heuristic*: routing attacks can be characterized by an AS announcing a path once (or extremely rarely) to a prefix that it does not own. The frequency heuristic detects attacks that exhibit this behavior. It measures the frequency of each AS that originates a given prefix; if the frequency is lower than a specified threshold, then it could be a potential hijack attack. (2) *Time Heuristic*. Most known attacks, including those discussed in § 5, last a relatively short amount of time. The time heuristic measures the amount of time each path to a prefix is announced for; if the amount of time is extremely small (below a specified threshold), then there is the possibility of it being a routing attack.

Detection Capability: We tested our BGP monitoring framework based on BGP data during known prefix hijack attacks, that were discussed in § 5. As a preliminary validation, the frequency and time heuristics were able to detect all of the known attacks; the threshold used for the frequency heuristic was .00001 (the fraction $\{\# \text{ of announcements for prefix } p \text{ originated by AS } A\} / \{\text{total } \# \text{ of announcements for prefix } p\}$), and the threshold used for the time heuristic was .01 (the fraction $\{\text{length of time that prefix } p \text{ is originated by AS } A\} / \{\text{total length of time prefix } p \text{ is announced by any AS}\}$).

Traceroute Monitoring Framework. The BGP monitoring framework provides measurements of actual AS-level paths from BGP collector nodes. However, the input data to the monitoring framework is limited to peers who chose to participate in frameworks such as Routeviews, and BGP data is only a noisy indicator of the rout-

ing control-plane. For robust detection of attacks, it is also necessary to monitor the data-plane, which we do via a Traceroute monitoring framework.

Traceroute is a network diagnostic tool that infers the routers traversed by internet packets. To analyze both attacks and changes in AS-level paths to the Tor network, we have built a traceroute monitoring framework that runs traceroutes from 450 PlanetLab machines to all Tor entry and exit relays and stores the resulting traceroute data. The set of all Tor entry and exit relays is updated daily to accommodate new relays that have received the guard and exit flags. BGP hijack and interception attacks typically affect a variety of users from different vantage points. Thus, traceroute measurements from 450 geographically diverse PlanetLab have the ability to detect data-plane anomalies arising out of routing attacks. The PlanetLab machines are distributed across 140 ASes. Meanwhile, the Tor entry relays are distributed across 982 ASes and the exit relays are distributed across 882 ASes. We use Team-Cymru (<http://www.team-cymru.org/>) to compute the mapping between an IP address and its autonomous system. We will make the data collected by our Traceroute monitoring framework available to the research community.

Detection Capability: As a preliminary validation, our Traceroute monitoring framework was able to detect the the BGP interception attack discussed in § 5. From the traceroute data, we observed AS-level path changes from every PlanetLab node to our Tor guard relay, indicating an anomaly.

6.3.2 Preventing Routing Attacks in Tor

In addition to monitoring the routing control-plane and data-plane with respect to the Tor network, the following approaches can help *prevent* the threat of Raptor's routing attacks.

Advertising /24 Tor prefixes: Our experimental measurements indicate that over 90% of Tor relays have a prefix length shorter than /24. This allows an AS-level adversary to launch a BGP hijack or interception attack against these Tor relays by advertising a more specific prefix for them (globally). We advocate that the Tor relay operators should be running Tor relays with a prefix length of /24. Autonomous systems typically filter route advertisements of prefix longer than /24, so AS-level adversaries will not be able to launch a more specific hijack or interception attack.

Favoring closer guard relays: Even if a Tor relay advertises a /24 prefix, an AS-level adversary can launch an equally specific prefix hijack or interception attack (by advertising another /24). In this case, the impact of the attack is localized around the attacker's autonomous system, since the route is not globally propagated. We advo-

cate that Tor clients select their guard relays by favoring Tor relays with a shorter AS-level path between them. Tor clients could either obtain AS-level path information via the Tor network consensus download mechanism, or they can perform traceroutes themselves. This further mitigates the risk to Tor clients due to an equally specific prefix attack. We note that by selecting guard relays that are closer to the client in the AS topology, the risk of asymmetric traffic analysis and BGP churn is also mitigated.²

Securing inter-domain routing: The research community has proposed multiple protocols for securing inter-domain routing [41, 32, 19, 29, 17]. Real-world deployment of these protocols would mitigate the BGP hijack and interception attacks on Tor. However, this approach requires buy-in from multiple stakeholders in the complex ecosystem of the Internet, and progress on this front has been slow. We hope that the concerns we raise about the compromise of user anonymity in Tor can help accelerate the momentum for improving BGP security.

7 Discussion and Ethical Considerations

Colluding adversaries. In this paper, we quantified the threat of Raptor attacks from the perspective of individual autonomous systems. In practice, autonomous systems can collude with each other to increase their capability of monitoring Tor traffic. For example, autonomous systems within the same legal jurisdiction may be forced to monitor Tor traffic and share it with a single entity that may launch Raptor attacks.

Applicability to other anonymity systems. It is important to note that our attacks merely consider Tor as an example of a low-latency anonymity system. Raptor attacks are broadly applicable to other deployed anonymity systems such as I2P, Freenet and Tribler [47, 21, 50].

Ethical considerations. We introduce and evaluate several novel attacks against the Tor network. The Tor network has a userbase of several million users [9], and these users are especially concerned about the privacy of their communications. Thus, it is of utmost importance that our real-world experiments on the Tor network do not compromise the privacy and safety of Tor users. In this paper, we take multiple precautions to safeguard the privacy of Tor users:

- *Attack our own traffic.* All of our attacks only experiment with traffic that we created ourselves, i.e., we deanonymize our own traffic. In fact, we do not store or analyze traffic of any real Tor user.

²We note that if clients select closer guards, then knowledge of the guards reveals probabilistic information about the clients. We will investigate this trade-off in future work.

- *Attack our own relay.* Similarly, to demonstrate the threat of prefix interception attacks on the live Tor network, we launch interception attacks against relays that we already control, i.e., we hijack/intercept our own prefix.
- *Firewall our Tor relay.* We also used network-level firewalls to ensure that real Tor users will never use relays that we control: traffic from real users is dropped by the firewall. Only authorized traffic that we create ourselves can bypass the firewall and use our Tor relay.

8 Related Work

AS-level adversaries: It is well known that an adversary who can observe users' communications at both ends of the segment can deanonymize Tor clients [45, 54]. Feamster and Dingedine were the first to consider the attack from the perspective of an AS-level adversary [28]. Later, Edman and Syverson explored the impact of Tor path selection strategies on the security of the network [26]. Recently, Johnson et al. analyzed the security of the Tor network against AS-level adversaries in terms of user understandable metrics for anonymity [34], and Akhoondi *et al.* [13] considered path selection algorithms that minimize opportunities for AS-level end-to-end traffic analysis. Finally, Murdoch *et al.* [40] considered the analogous analysis with respect to Internet exchange level adversaries, which are also in a position to observe a significant fraction of Internet traffic.

We build upon these works and introduce Raptor attacks, that leverage routing asymmetry, routing churn, and routing attacks to compromise user anonymity more effectively than previously thought possible.

The attack observations in Raptor were briefly discussed in a preliminary and short workshop paper [48]. In this paper, we go further by measuring the importance of the attacks using real-world Internet control- and data-plane data. We also demonstrate the attacks feasibility by performing them on the live Tor network—*with success*. Finally, we also describe efficient countermeasures to restore a good level of anonymity.

Traffic analysis of Tor: An important thread of research aims to perform traffic analysis of Tor communications via side-channel information about Tor relays. Murdoch et al. [39], Evans et al. [27], and Jansen et al. [33] have demonstrated attacks that use node congestion and protocol-level details as a side channel to uncover Tor relays involved in anonymous paths. Furthermore, Mittal et al. [37] and Hopper et al. [30, 31] proposed the use of network throughput and network latency as a side channel to fingerprint Tor relays involved in anonymous paths. We note that most of these attacks provide probabilistic information about Tor relays, and

may not deanonymize the Tor clients. In contrast, Raptor attacks can completely deanonymize Tor clients.

BGP insecurity: The networking research community has extensively studied attacks on inter-domain routing protocols including BGP hijack [51, 52, 53, 44] and interception attacks [16]. Similarly, there has been much work on proposing secure routing protocols that resist the above attacks [41, 32, 17, 19, 29]. However, we are the first to study the implications of these attacks on privacy technologies such as the Tor network. Arnbak et al. [14] discuss surveillance capabilities of autonomous systems from a legal perspective, but do not discuss anonymity systems.

9 Conclusion

Raptor attacks exploit the dynamics of Internet routing (such as routing asymmetry, routing churn, and routing attacks) to enable an AS-level adversary to effectively compromise user anonymity.

Our experimental results show that Raptor attacks present a serious threat to the security of anonymity systems. Our key results include (1) demonstration of asymmetric traffic correlation on the live Tor network, which achieves 95% accuracy with no observed false positives, (2) quantifying the impact of routing asymmetry and routing churn on AS-level attacks – an increase of 50% to 100% respectively compared to conventional attacks, (3) uncovering historical BGP hijacks involving Tor relays, and (4) successful demonstration of a traffic analysis attack via BGP interception on the live Tor network. We also outlined a taxonomy of countermeasures against our attacks.

Our work highlights the dangers of abstracting network routing from the analysis of anonymity systems such as Tor, and motivates the design of next generation anonymity systems that resist Raptor.

10 Acknowledgments

Thanks to Ethan Katz-Bassett for support on setting up Transit Portal provided by the PEERING project. Thanks to ATLAS project for donating credits for our experimental setup. Thanks to Matthew Wright, Nick Feamster, Nikita Borisov and Roger Dingedine for helpful discussions. This work was supported by the NSF under the grant CNS-1423139.

References

- [1] BGP hijacking for cryptocurrency profit. <http://www.secureworks.com/>

- cyber-threat-intelligence/threats/
bgp-hijacking-for-cryptocurrency-profit/.
- [2] Bgpmon: Hijack by AS4761 Indosat - a quick report. <http://www.bgpmon.net/hijack-by-as4761-indosat-a-quick-report/>.
- [3] BGPMon: Hijack Event Today by Indosat. <http://www.bgpmon.net/hijack-event-today-by-indosat/>.
- [4] CollecTor: Your friendly data-collecting service in the Tor network. <https://collector.torproject.org/>.
- [5] RIPE Atlas. <https://atlas.ripe.net/>.
- [6] RIPE RIS Raw Data. <https://www.ripe.net/data-tools/stats/ris/ris-raw-data>.
- [7] Routeviews. <http://www.routeviews.org/>.
- [8] Tor metrics portal. <https://metrics.torproject.org>. Accessed, February 2015.
- [9] Who uses Tor? <https://www.torproject.org/about/torusers.html.en>. Accessed, February 2015.
- [10] How the NSA attacks Tor/Firefox users with QUANTUM and FOXACID. https://www.schneier.com/blog/archives/2013/10/how_the_nsa_att.html, Oct. 2013.
- [11] Peeling back the layers of Tor with EgotisticalGiraffe. <http://www.theguardian.com/world/interactive/2013/oct/04/egotistical-giraffe-nsa-tor-document>, Oct. 2013.
- [12] Tor stinks. <http://www.theguardian.com/world/interactive/2013/oct/04/tor-stinks-nsa-presentation-document>, Oct. 2013.
- [13] AKHOONDI, M., YU, C., AND MADHYASTHA, H. V. Lastor: A low-latency AS-aware Tor client. In *Proceedings of the 2012 IEEE Symposium on Security and Privacy* (Washington, DC, USA, 2012), SP '12, IEEE Computer Society, pp. 476–490.
- [14] ARNBAK, A., AND GOLDBERG, S. Loopholes for circumventing the constitution: Warrantless bulk surveillance on americans by collecting network traffic abroad. In *HotPETs* (2014). Available at <http://ssrn.com/abstract=2460462>.
- [15] BALL, J. NSA stores metadata of millions of web users for up to a year, secret files show. <http://www.theguardian.com/world/2013/sep/30/nsa-americans-metadata-year-documents>, Sep. 2013.
- [16] BALLANI, H., FRANCIS, P., AND ZHANG, X. A study of prefix hijacking and interception in the Internet. In *Proceedings of the 2007 Conference on Applications, Technologies, Architectures, and Protocols for Computer Communications* (New York, NY, USA, 2007), SIGCOMM '07, ACM, pp. 265–276.
- [17] BOLDYREVA, A., AND LYCHEV, R. Provable security of S-BGP and other path vector protocols: Model, analysis and extensions. In *Proceedings of the 2012 ACM Conference on Computer and Communications Security* (New York, NY, USA, 2012), CCS '12, ACM, pp. 541–552.
- [18] BRANDOM, R. FBI agents tracked harvard bomb threats despite Tor. <http://www.theverge.com/2013/12/18/5224130/fbi-agents-tracked-harvard-bomb-threats-across-tor>. Accessed, July 2014.
- [19] CHAN, H., DASH, D., PERRIG, A., AND ZHANG, H. Modeling adoptability of secure BGP protocol. In *Proceedings of the 2006 Conference on Applications, Technologies, Architectures, and Protocols for Computer Communications* (New York, NY, USA, 2006), SIGCOMM '06, ACM, pp. 279–290.
- [20] CHUN CHENG, P., ZHAO, X., ZHANG, B., AND ZHANG, L. Longitudinal Study of BGP Monitor Session Failures. *ACM SIGCOMM Computer Communication Review (CCR)* (April 2010).
- [21] CLARKE, I., SANDBERG, O., WILEY, B., AND HONG, T. W. Freenet: A distributed anonymous information storage and retrieval system. In *International Workshop on Designing Privacy Enhancing Technologies: Design Issues in Anonymity and Unobservability* (New York, NY, USA, 2001), Springer-Verlag New York, Inc., pp. 46–66.
- [22] DANEZIS, G. Mix-networks with restricted routes. In *Privacy Enhancing Technologies*, R. Dingledine, Ed., vol. 2760 of *Lecture Notes in Computer Science*. Springer Berlin Heidelberg, 2003, pp. 1–17.
- [23] DANEZIS, G., DINGLEDINE, R., AND MATHEWSON, N. Mixminion: Design of a type iii anonymous remailer protocol. In *Proceedings of the 2003*

- IEEE Symposium on Security and Privacy* (Washington, DC, USA, 2003), SP '03, IEEE Computer Society, pp. 2–.
- [24] DINGLEDINE, R., HOPPER, N., KADIANAKIS, G., AND MATHEWSON, N. One fast guard for life (or 9 months). In *HotPETs* (2014).
- [25] DINGLEDINE, R., MATHEWSON, N., AND SYVERSON, P. Tor: The second-generation onion router. In *Proceedings of the 13th Conference on USENIX Security Symposium - Volume 13* (Berkeley, CA, USA, 2004), SSYM'04, USENIX Association.
- [26] EDMAN, M., AND SYVERSON, P. AS-awareness in Tor path selection. In *Proceedings of the 16th ACM Conference on Computer and Communications Security* (New York, NY, USA, 2009), CCS '09, ACM, pp. 380–389.
- [27] EVANS, N. S., DINGLEDINE, R., AND GROTHOFF, C. A practical congestion attack on Tor using long paths. In *Proceedings of the 18th Conference on USENIX Security Symposium* (Berkeley, CA, USA, 2009), SSYM'09, USENIX Association, pp. 33–50.
- [28] FEAMSTER, N., AND DINGLEDINE, R. Location diversity in anonymity networks. In *Proceedings of the 2004 ACM Workshop on Privacy in the Electronic Society* (New York, NY, USA, 2004), WPES '04, ACM, pp. 66–76.
- [29] GILL, P., SCHAPIRA, M., AND GOLDBERG, S. Let the market drive deployment: A strategy for transitioning to BGP security. In *Proceedings of the ACM SIGCOMM 2011 Conference* (New York, NY, USA, 2011), SIGCOMM '11, ACM, pp. 14–25.
- [30] HOPPER, N., VASSERMAN, E. Y., AND CHANTIN, E. How much anonymity does network latency leak? In *Proceedings of the 14th ACM Conference on Computer and Communications Security* (New York, NY, USA, 2007), CCS '07, ACM, pp. 82–91.
- [31] HOPPER, N., VASSERMAN, E. Y., AND CHANTIN, E. How much anonymity does network latency leak? *ACM Trans. Inf. Syst. Secur.* 13, 2 (Mar. 2010), 13:1–13:28.
- [32] HU, Y.-C., PERRIG, A., AND SIRBU, M. Spv: Secure path vector routing for securing BGP. In *Proceedings of the 2004 Conference on Applications, Technologies, Architectures, and Protocols for Computer Communications* (New York, NY, USA, 2004), SIGCOMM '04, ACM, pp. 179–192.
- [33] JANSEN, R., TSCHORSCH, F., JOHNSON, A., AND SCHEUERMANN, B. The sniper attack: Anonymously deanonymizing and disabling the Tor network. In *Proceedings of the 21st Annual Network and Distributed System Security Symposium (NDSS '14)* (2014), Internet Society.
- [34] JOHNSON, A., WACEK, C., JANSEN, R., SHERR, M., AND SYVERSON, P. Users get routed: Traffic correlation on Tor by realistic adversaries. In *Proceedings of the 2013 ACM SIGSAC Conference on Computer and Communications Security* (New York, NY, USA, 2013), CCS '13, ACM, pp. 337–348.
- [35] JUEN, J. Protecting anonymity in the presence of autonomous system and Internet exchange level adversaries, 2012. MS Thesis, University of Illinois at Urbana-Champaign.
- [36] MACASKILL, E., BORGER, J., HOPKINS, N., DAVIES, N., AND BALL, J. GCHQ taps fibre-optic cables for secret access to world's communications. <http://www.theguardian.com/uk/2013/jun/21/gchq-cables-secret-world-communications-nsa>, June 2013.
- [37] MITTAL, P., KHURSHID, A., JUEN, J., CAESAR, M., AND BORISOV, N. Stealthy traffic analysis of low-latency anonymous communication using throughput fingerprinting. In *Proceedings of the 18th ACM Conference on Computer and Communications Security* (New York, NY, USA, 2011), CCS '11, ACM, pp. 215–226.
- [38] MÖLLER, U., COTTRELL, L., PALFRADER, P., AND SASSAMAN, L. Mixmaster Protocol — Version 2. IETF Internet Draft, July 2003.
- [39] MURDOCH, S. J., AND DANEZIS, G. Low-cost traffic analysis of Tor. In *Proceedings of the 2005 IEEE Symposium on Security and Privacy* (Washington, DC, USA, 2005), SP '05, IEEE Computer Society, pp. 183–195.
- [40] MURDOCH, S. J., AND ZIELIŃSKI, P. Sampled traffic analysis by Internet-exchange-level adversaries. In *Proceedings of the 7th International Conference on Privacy Enhancing Technologies* (Berlin, Heidelberg, 2007), PET'07, Springer-Verlag, pp. 167–183.

- [41] OORSCHOT, P. V., WAN, T., AND KRANAKIS, E. On interdomain routing security and pretty secure BGP (psBGP). *ACM Trans. Inf. Syst. Secur.* 10, 3 (July 2007).
- [42] OVERLIER, L., AND SYVERSON, P. Locating hidden servers. In *Security and Privacy, 2006 IEEE Symposium on* (May 2006), pp. 100–114.
- [43] SCHLINKER, B., ZARIFIS, K., CUNHA, I., FEAMSTER, N., AND KATZ-BASSETT, E. PEERING: An AS for us. In *Proceedings of the 13th ACM Workshop on Hot Topics in Networks* (New York, NY, USA, 2014), HotNets-XIII, ACM, pp. 18:1–18:7.
- [44] SHI, X., XIANG, Y., WANG, Z., YIN, X., AND WU, J. Detecting prefix hijackings in the Internet with Argus. In *Proceedings of the 2012 ACM Conference on Internet Measurement Conference* (New York, NY, USA, 2012), IMC '12, ACM, pp. 15–28.
- [45] SHMATIKOV, V., AND WANG, M.-H. Timing analysis in low-latency mix networks: Attacks and defenses. In *Proceedings of the 11th European Conference on Research in Computer Security* (Berlin, Heidelberg, 2006), ESORICS'06, Springer-Verlag, pp. 18–33.
- [46] SYVERSON, P., TSUDIK, G., REED, M., AND LANDWEHR, C. Towards an analysis of onion routing security. In *International Workshop on Designing Privacy Enhancing Technologies: Design Issues in Anonymity and Unobservability* (New York, NY, USA, 2001), Springer-Verlag New York, Inc., pp. 96–114.
- [47] TIMPANARO, J. P., CHRISMENT, I., AND FECTOR, O. A bird's eye view on the I2P anonymous file-sharing environment. In *Proceedings of the 6th International Conference on Network and System Security* (Berlin, Heidelberg, 2012), NSS'12, Springer-Verlag, pp. 135–148.
- [48] VANBEVER, L., LI, O., REXFORD, J., AND MITTAL, P. Anonymity on quicksand: Using BGP to compromise Tor. In *Proceedings of the 13th ACM Workshop on Hot Topics in Networks* (New York, NY, USA, 2014), HotNets-XIII, ACM, pp. 14:1–14:7.
- [49] WRIGHT, M., ADLER, M., LEVINE, B. N., AND SHIELDS, C. Defending anonymous communications against passive logging attacks. In *Proceedings of the 2003 IEEE Symposium on Security and Privacy* (Washington, DC, USA, 2003), SP '03, IEEE Computer Society.
- [50] ZEILEMAKER, N., AND POWWELSE, J. Open source column: Tribler: P2P search, share and stream. *SIGMultimedia Rec.* 4, 1 (Mar. 2012), 20–24.
- [51] ZHANG, Z., ZHANG, Y., HU, Y. C., AND MAO, Z. M. Practical defenses against BGP prefix hijacking. In *Proceedings of the 2007 ACM CoNEXT Conference* (New York, NY, USA, 2007), CoNEXT '07, ACM.
- [52] ZHANG, Z., ZHANG, Y., HU, Y. C., MAO, Z. M., AND BUSH, R. iSPY: Detecting IP prefix hijacking on my own. *IEEE/ACM Trans. Netw.* 18, 6 (Dec. 2010), 1815–1828.
- [53] ZHENG, C., JI, L., PEI, D., WANG, J., AND FRANCIS, P. A light-weight distributed scheme for detecting IP prefix hijacks in real-time. In *Proceedings of the 2007 Conference on Applications, Technologies, Architectures, and Protocols for Computer Communications* (New York, NY, USA, 2007), SIGCOMM '07, ACM, pp. 277–288.
- [54] ZHU, Y., FU, X., GRAHAM, B., BETTATI, R., AND ZHAO, W. On flow correlation attacks and countermeasures in mix networks. In *Proceedings of the 4th International Conference on Privacy Enhancing Technologies* (Berlin, Heidelberg, 2005), PET'04, Springer-Verlag, pp. 207–225.

A Appendix: Rejected Countermeasures

Obfuscating packet timings and sizes: While the use of high latency mix networks [38, 23] and constant rate cover traffic [22] can mitigate timing analysis even against an adversary that observes all communications, these defenses are considered too costly to be deployed in the Tor network.

Mitigating asymmetric attacks: Recall that our asymmetric correlation attack leverages information in the TCP header, namely the sequence number field that indicates the number of acknowledged bytes. One potential countermeasure would be to encrypt the TCP header, by leveraging IP-layer encryption techniques such as IP-Sec. However, this approach introduces several challenges. First, it would require a substantial engineering effort to migrate Tor towards IPSEC. Second, since IPSEC is not widely used, this would make Tor traffic easy to distinguish from other encrypted traffic, thwarting its use for applications such as censorship resistance. Finally, encrypting the TCP header may not completely solve the attack. For example, an adversary could attempt to correlate TCP data packets with simply the number of TCP ACK packets, disregarding the sequence number field.